

STONE LODGE • SIXTH FORM



# Welcome to

# *Stone Lodge Sixth Form*

*Helping you reach your journey*

**Miss Deacon — Deputy Head of Sixth Form**

Induction Day 2026



# Where do you want to be in 5 years?

**Grab a post-it note and a pen.**

- Think about where you'd like to be in five years' time: university, an apprenticeship, a job, somewhere new.
- Write it on your post-it note in a few words.
- Hold onto it.. we'll come back to this later in the session.

*In 5 years  
I want to  
be...*



# Line up in birthday order

*Oldest to youngest. No talking allowed!*

- 1 Find your place in the line, oldest at one end, youngest at the other.
- 2 Use your birth month and day — work it out together, without speaking.
- 3 Once you think you're in order, we'll check together.

OLDEST



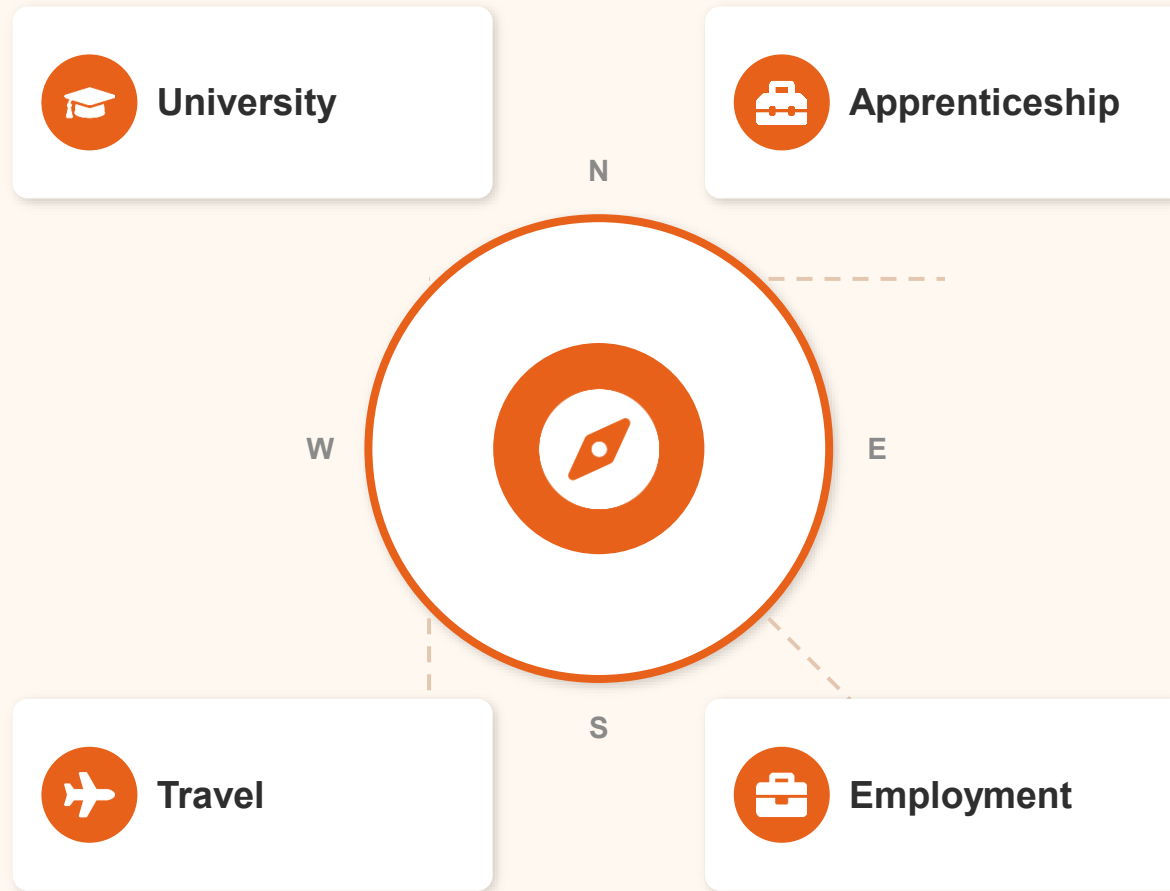
YOUNGEST

# Where does everyone want to go?

*Bring your post-it note up and add it around our destinations map.*



# Every destination is different



*Sixth form helps you get to your destination — whichever direction that is.*



# Next Steps

 **University**

 **Apprenticeship**

 **Employment**

 **Gap Year**




# Sixth form isn't the destination

**BOARDING PASS**


FROM  
**SL6**

PASSENGER  
**YOU**

TO  
 **Your Future**

GATE  
SL6 SIXTH FORM

SEAT  
**1A**



*Stone Lodge is your way of getting to your destination — sixth form is the journey, not the destination itself.*

# How will sixth form get me to my destination?



01

## Qualifications

The grades and skills your next step requires.

02

## Independence

Owning your own learning, time and decisions.

03

## Guidance

Mentoring and careers advice along the way.

04

## Experience

Leadership, enrichment and real opportunities.

# What is sixth form?

*Two pathways, depending on your results.*

## Level 3

- A Levels
- Level 3 vocational / technical courses
- Entry requirement: 5+ GCSEs grade 4-9 (incl. English & Maths)
- Leads to: university, higher apprenticeships, skilled employment

## Level 2

- GCSE resits (English & Maths)
- Level 2 vocational courses
- Entry requirement: below 5 GCSEs at grade 4
- Leads to: progression onto Level 3 the following year

# GCSE vs A Level: myth or truth?

*Let's discuss — myth, or truth?*

**1** A Levels are just 'harder GCSEs'.

**3** If you fail one essay, your whole grade is ruined.

**5** Three subjects is too few to keep you busy.

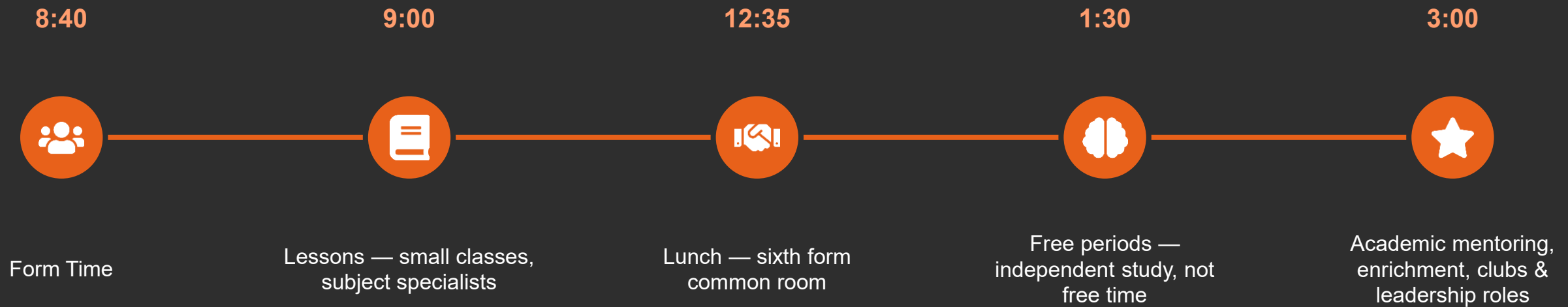
**2** You'll get hours of homework every single night.

**4** Teachers will chase you if you don't do the work.


**6** You can't change subjects once you've started.



# What's it like to be a sixth former here?



# Design the ideal sixth former



*In groups, sketch and label your gingerbread sixth former — annotate their clothes, mentality and attitude.*

## Clothes

How do they dress? What does 'looking the part' mean?

## Mentality

How do they think about challenges and setbacks?

## Attitude

How do they treat others, deadlines and free time?

## Habits

What do they actually do, day to day?



# Qualities of a successful sixth former

**Resilient**

**Organised**

**Curious**

**Respectful**

**Independent**

**Reflective**

**Ambitious**

**Supportive of  
others**



# How can we get you there?



## Known

Every student is known personally — by mentors, teachers and the Sixth Form team.



## Challenged

High expectations push you to stretch further than you thought possible.



## Supported

Mentoring, pastoral care and subject support are always close by.

**BOARDING PASS**

FROM

**SL6**

PASSENGER

**YOU**

TO



**Your Future**

GATE  
SL6 SIXTH FORM

SEAT

**1A**



# RIDES



**R**

**Respect**

**I**

**Integrity**

**D**

**Determination**

**E**

**Equality**

**S**

**Self-Management**

*You're role models now — for younger students, each other, and the whole community.*



# The 5 P's

**P**

**Punctual**

**P**

**Professional**

**P**

**Present**

**P**

**Proactive**

**P**

**Positive**

*Five simple habits that, practised daily, build the independence sixth form is all about.*

# Dress code

## YES

- Tailored two-piece suit
- Shirt, blouse or smart top
- Tie
- Smart black or brown shoes

## NO

- Trainers of any kind
- Jeans or casual trousers
- Hoodies or sportswear
- Clothing with logos / slogans

*You're our most senior students — dress like it! Full details in your induction booklet.*

HEAR FROM THEM

# Meet our sixth formers

*Two current sixth formers share what it's really like.*



**Name: Mollie Morrison**

*HEAD GIRL*



**Name: Jack Reeve**

*HEAD BOY*

## ASK THE EXPERTS

“ What's the biggest difference from GCSE?

“ What surprised you most about sixth form?

“ What would you tell your Year 11 self?

“ How did you manage your workload?

“ How did you use your free periods?

“ What's been the best part so far?



# What are we doing today?



## Subject Tasters

Try lessons in subjects you're interested in.



## Team Building

Get to know your new sixth form group.



## Study Skills

Tools and habits for independent learning.



## Intro to Mentoring

Meet your mentor and how the weekly check-ins work.

## What do you want to get out of today?

*Have a think — we'll check back in at the end of the day.*



# Today's timetable

	Level 3	Level 3
<b>Form time (8:45-9:00)</b>	Registration	Registration
<b>Period 1 (9:00-9:50)</b>	Introduction to Sixth Form (SDE) <i>Sixth Form Work Room</i>	Introduction to Sixth Form (SDE) <i>Sixth Form Work Room</i>
<b>Period 2 (9:50-10:40)</b>	Block D: Psychology (SDE) - E203 Business (DSO) - E204	Block B: Work Skills (GTI) - C219
<b>BREAK</b>		
<b>Period 3 (10:55-11:45)</b>	Block A: Engineering (CGE) - W018 <b>Study skills (SDE)</b> - <i>Sixth Form Work Room</i>	Block A - IT (LPO) - W017
<b>Period 4 (11:45-12:35)</b>	Block B: Engineering (WOA) - W019 Sociology (MWA) - E008	<b>Personal finance (KSM) - W118</b>
<b>Period 5 (12:35-13:25)</b>	Team Building (JRU) <i>Dance Studio</i>	Team Building (JRU) <i>Dance Studio</i>
<b>LUNCH – Buffet in social room</b>		
<b>Period 6 (14:10-15:00)</b>	Block C: IT (LPO) - W017 Criminology (MWA) - C219	Block D – Travel and Tourism (IFA) - E005
<b>Intervention (15:00-15:30)</b>	Intro to mentoring and reflection (SDE) Student Leadership (HBE) <i>Sixth Form Work Room</i>	Intro to mentoring and reflection (SDE) Student Leadership (HBE) <i>Sixth Form Work Room</i>



# Remember your destination

*Pick up your post-it note from earlier — where did you say you wanted to be in two years?  
Everything we've covered today is here to help you get there.*

***Welcome to Stone Lodge Sixth Form. We can't wait for September.***

# During this study period



## Work quietly

This is independent working time  
— keep noise to a minimum.



## Computers may be used

For the skills audit, study skills  
booklet or quiet research.



## Complete the skills audit

Hand it to a member of staff in the  
room as soon as you finish.



## Complete the study skills booklet

Work through this in your own  
time during the session.

### Why this matters

*Developing strong study skills now, and building on them throughout sixth form, makes the biggest difference to your independence and your results.*

STONE LODGE • SIXTH FORM



# Welcome to

# *Stone Lodge Sixth Form*

*Helping you reach your journey*

**Miss Deacon — Deputy Head of Sixth Form**

Induction Day 2026

# Academic mentoring

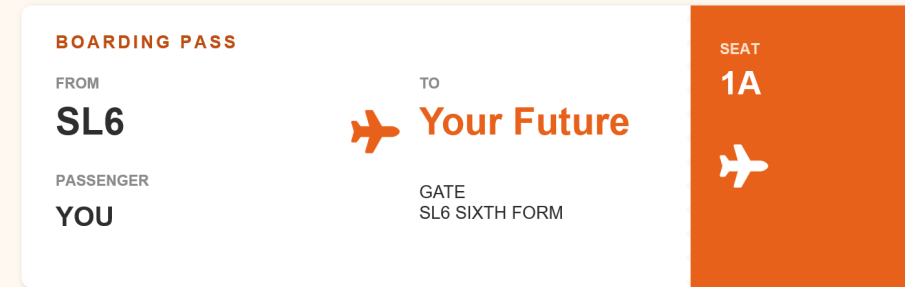
*Helping you reach your destination*

## Earlier you thought about:

- Where you want to be in two years
- What success looks like
- What successful sixth form students do



*Academic mentoring is one of the ways we help you get there.*



# What is academic mentoring?

*Every student receives regular mentoring support.*


- ✓ Set goals
- ✓ Monitor progress
- ✓ Develop study habits
- ✓ Stay organised
- ✓ Access support
- ✓ Prepare for your future



# The jump from GCSE to A-Level

## Common challenges include:

- Greater independence
- More demanding content
- Managing study periods effectively
- Balancing commitments



**You are not expected to navigate these challenges alone.**

*Your mentor is there to support and guide you.*



# What will we discuss in mentoring?



## Academic

Progress  
Target grades  
Revision strategies  
Study habits



## Future

Careers  
Apprenticeships  
University  
EPQ



## Personal

Wellbeing  
Confidence  
Organisation  
Attendance

# Beyond the classroom

*Sixth Form is about more than qualifications.*

Alongside your studies, there are opportunities to:

- Develop leadership skills
- Build confidence
- Support younger students
- Represent the school
- Strengthen applications and CVs
- Leave your mark on the school community

## Why does this matter?

*Universities, employers and apprenticeship providers value: leadership, initiative, communication, teamwork, responsibility.*



Leadership

Confidence

Communication

Teamwork

Responsibility

*"We've talked about academic success and future destinations — now let's hear about life beyond the classroom..."*



LEADERSHIP HANDOVER • SPEAKER-LED SLIDE

# Leadership opportunities at Stone Lodge Sixth Form

*"Leadership is about making a positive difference."*



Your chance to make a difference: student leadership, mentoring younger students, events, student voice, ambassador roles, house activities, community engagement

# Student leadership at SLS



LQ: TYPE THIS IN EDIT THEME



## What does it mean to be a leader?

- You role model how others should behave
- You are determined
- You show resilience
- You have the power to lead a group of people
- You stand for what is right



STONE LODGE  
SCHOOL  
School  
Council at  
SLS 26/27

3 Head Students  
(2 Yr 11s + 1 Yr 12)

3 Deputy Head students  
(2 Yr 11s + 1 Yr 12)

Prefect team  
(Yr 11)

2 reps from each form group from yr 7- yr 10  
and 1 rep from each form group yr 11 + yr 12

Lead school council

Make positive  
changes within  
school

Be a leader

Represent the  
student body at  
SLT meetings

## What Do Head Students Do?

Represent the  
student body at  
open evening  
and parent  
events

Support in the  
running of new  
initiatives

Be a role model  
for other students

Lead in the running  
of school events



# Yr 12 mentors

**Definition of a mentor:** a person who gives a younger or less experienced person help and advice over a period of time, especially at work or school

- Meet with assigned student (Yr 9/10) once a fortnight during intervention
- Support them with anything they may be struggling with within school
- Anything of concern, report straight to Miss Deacon or Miss Bess
- Be a friendly face for your student to talk to



Interested in any of the roles mentioned? Apply in September by writing a one letter page of interest to Miss Deacon and Miss Bess.









# Leadership and your future

*Every experience helps build your future.*

Whether your destination is:

-  University
-  Apprenticeships
-  Employment
-  Something else

*Leadership experiences help develop the skills future providers and employers are looking for.*

**Academic Success**

**Leadership Experience**

**Personal Development**



**Your Destination**

# Thinking beyond sixth form

*One of our biggest priorities is preparing you for life after Sixth Form.*

Throughout your time here we provide support with:

- Career exploration
- University applications
- Apprenticeship applications
- Personal statements
- CV writing
- Interview preparation
- Employability skills

## DEPARTURES



University

ON TIME



Apprenticeship

ON TIME



Employment

ON TIME



Gap Year

ON TIME



# Careers & apprenticeship support

*We support all pathways.*

Careers guidance

Employer encounters

Guest speakers

Apprenticeship workshops

Application support

CV development

**There is no “preferred” route.**

*We support students pursuing university, apprenticeships and employment equally.*

**University Route**



**Apprenticeship Route**

*Both leading to success.*

# The Extended Project Qualification (EPQ)

*Looking for an additional challenge?*

The EPQ allows students to:

- Research a topic of personal interest
- Develop independent learning skills
- Prepare for university study
- Strengthen applications
- Gain additional UCAS points

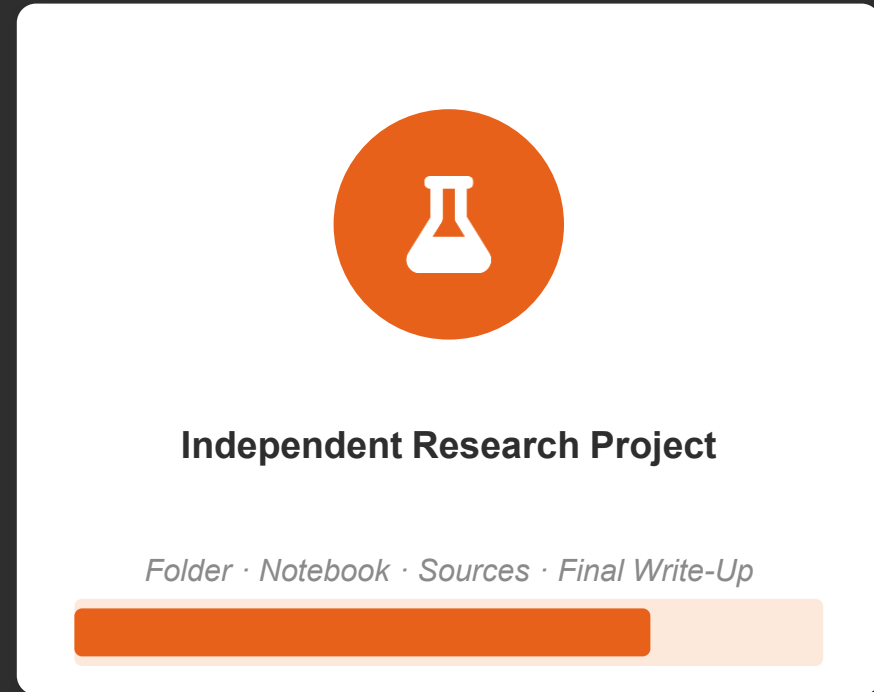
## Examples

*Psychology and criminal profiling*

*Artificial intelligence*

*Climate change*

*Space exploration*



BETWEEN NOW AND SEPT

# What happens next



**Today**

Induction Day

**20 Aug**

Results & Enrolment  
Interview

**Summer**

Complete Your Subject  
Task

**2 Sept**

First Day at SL6!

## BEFORE YOU ARRIVE

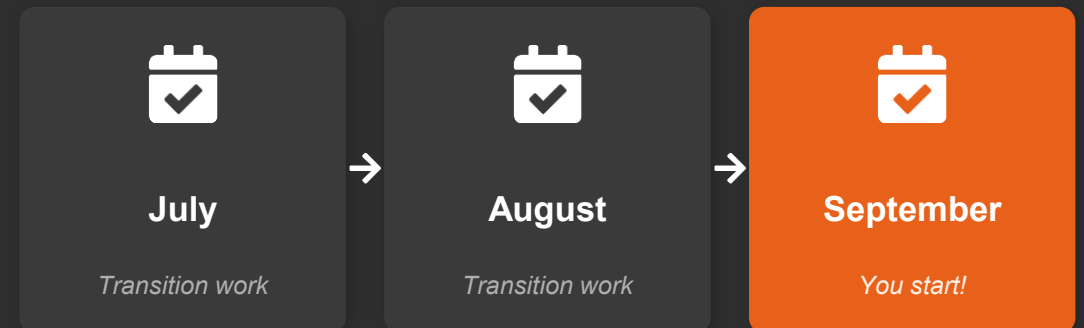
# Summer work

*Your first step into Sixth Form starts today.*

Before September, please complete your summer transition work.

### Where can I find it?

- Stone Lodge Sixth Form website
- Transition / Summer Work section
- Subject-specific pages



**Deadline: Wednesday 2<sup>nd</sup> September**

### Why complete it?

*Builds confidence · Refreshes knowledge · Prepares you for A-Level study*



THANK YOU



# Questions?

*Thank you for joining us today. We look forward to welcoming you to Stone Lodge Sixth Form.*

**DESTINATION**


**Stone Lodge Sixth Form**


**STATUS**

**Ready for Departure**



**Contact us**

 [Sdeacon@stonelodgeschool.co.uk](mailto:Sdeacon@stonelodgeschool.co.uk)

 [Gtidy@stonelodgeschool.co.uk](mailto:Gtidy@stonelodgeschool.co.uk)