

Year 10 Expectations Evening



Meet the team



Mrs Schofield - Pastoral Wellbeing manager



Meet the team

10A – Mr Field in E007

10B – Dr Muller / Mrs Pickard in E008

10C – Ms Castellani in E005

10D – Mrs Gordon-Keyes in E006

10E – Ms Cogswell in E003

10F – Miss White in E004



Our Vision

- Accountability
- Self – management
- Resilience
- Courage



Unlocking the doors to opportunities

How can we work together to ensure our children succeed?

The transition from KS3 to KS4.

- The Year 10 Vision
- Building Habits
- Importance of Reading
- Key Dates & Mock Exams
- How can you help us?



The New GCSE Grading

As a guide the numbers are broadly equal to the old grades shown below:

'Standard' GCSE Pass 'Strong' GCSE Pass

New Numbers	1	2	3	4	5	6	7	8	9
Old Grades	G/F-	F/E	E+/D	C	C+/B-	B/B+	A	A*	A**

This system affects all GCSE subjects.

There are, however, a number of vocational subjects that are graded differently:

'Standard' GCSE Pass 'Strong' GCSE Pass

	Level 1			Level 2			
Grade	Pass	Merit	Distinction	Pass	Merit	Distinction	Distinction*
GCSE Equivalent	1	2	3	4	5/6	7	8/9



Unlocking the doors to opportunities

Our year 11 results were phenomenal.

How did the year 11s achieve this?



Name	Subjects/ Grades
Student A	
Eng Lan	9
English Lit	8
Maths	7
Combined Science	8-7
His	9
Computing	8
Enterprise	Merit
Student B	
Eng Lan	7
English Lit	8
Maths	9
Chem	9
Bio	8
Phy	8
Geo	7
Spanish	7
Engineering	Dist*

Ingredients to success

- Attendance to school
- Being on time to our lessons - right place/right time
- Being proactive - seeking support from subject teachers
- Self-management - uniform/equipment/homework
- Attending interventions



How can you support?

- Promote excellent attendance in school
- Help them to plan their time with studying and hobbies...
balance is key
- Keep in touch - form tutors are the first point of contact
followed by PWM and HoY
- Be curious - if they can explain it to you, then they likely
know and understand it
- Celebrate their determination with completion of GCSE
Homework



Homework for KS4



Contents

- English
- Maths
- Science
- Spanish
- Geography/History
- Options

- Students will be given a chance to correct if they miss a piece of HW, but our expectation is 100% completion
- Exceptions will be made based on circumstances
- Incompletion of Homework will result in a 30 minutes detention.



Routines



Habits



Character

“

**We are what we
repeatedly do.
Excellence, then, is not
an act, but a habit.**

Aristotle

”



Monday	Tuesday	Wednesday	Thursday	Friday	Saturday	Sunday
Wake up, get ready, arrive at school	Wake up, get ready, arrive at school	Wake up, get ready, arrive at school	Wake up, get ready, arrive at school	Wake up, get ready, arrive at school	Revision	
The School Day						Football match
					Revision	
Football training	Revision		Revision	Basketball		Revision

<----- Hours on TikTok/Play Station ----->

Welcome to Year 10 Evening



Monday	Tuesday	Wednesday	Thursday	Friday	Saturday	Sunday
Wake up, get ready, arrive at school	Get to school at 8:15am, 15 minutes of targeted Century in the Library	Wake up, get ready, arrive at school	Get to school at 8:15am, 15 minutes of English Language skills study in the Library	Wake up, get ready, arrive at school	Lay in until 10am. 30 minutes creating flashcards on artists to participation	Lay in until 10am. Complete 30 minutes of reading before football
The School Day						Football match
					Complete one piece of Knowledge Organizer work before afternoon plans	
15 minutes of Language Nut in the car on the way to football training	Revise Wolsey's Rise to Power with flashcards for 30 minutes before dinner	14:30pm finish - Knowledge Organizer in the Library until 15:30pm.	Revise compounds for 30 minutes after dinner, including a practice exam question	Complete two pieces of Knowledge Organizer before Basketball practice		Complete two pieces of Knowledge Organizer before dinner

Welcome to Year 10 Evening



School calendar/website



STONE LODGE SCHOOL

MENU NEWS AND EVENTS VACANCIES CONTACT US

- Our School
- Sixth Form – SL6
- Learning
- Curriculum
- Key Information
- Supporting Your Child

- House System
- PTFA
- Parent and Carer Portals
- School Meals
- Uniform and Equipment

Please find apps that are used for communications, information about your child's attendance and behaviour and other useful information in this section of the school website.



SCHOOL MEALS



ADMISSIONS



SIXTH FORM



PARENT, CARER & STUDENT PORTALS


Here, you will find all the


Welcome to SL6, where students

Key Dates

Wb 3rd February	Year 10 In Class Mock Examinations
24th April	Year 10 Parents Evening
12th May	Year 10 Work Experience
23rd June	Year 10 Exam Week in the Main Hall

Welcome to Year 10 Evening





**Your attitude determines your
actions, and your actions
determine your
accomplishment.**

John C. Maxwell

quote fancy



Future planning

Year 10 work experience

Mrs Tiddy



Yr 10

Work Experience Week

12th – 16th May 2025



Why work experience ?

- Hands on experience of world of work away from classroom
- Appreciate aspects of a working day
 - travelling
 - relationships formed in work environment
 - variety of skills required
 - use of technology in work place
- May not be exactly the job/career desired at this stage



Some examples

Local Primary Schools
Community



Some Examples

Care Home – Priory Mews Community

They are so impressed with the students that they want to offer the following:

- Training -fire training and first aid etc.
- Mock interviews and feedback report
- CV help
- Reference and a report to show to employers.

Whatever career the students are interested in liaise with employers for apprenticeships, jobs etc



How to secure a work experience placement?

- Discuss with a family/friend member what is possible
- Nominate a family member or friend who can take your son/daughter
- Specific profession of interest - if you have contacts then do try to secure a related placement if possible.
- You will need to be flexible - their age will restrict what is possible now
- Employer must have **Employer & Public Liability Insurance**





What is Unifrog?

Unifrog is an online careers platform used by over half of the secondary schools and colleges in the UK. The platform has various tools to help students research careers and future pathways, draft CVs and personal statements, and manage work experience.

The school will start to use the platform this year. Every student will receive their own log in.

[2 min overview of Unifrog as a whole](#)



Using the Unifrog Placements tool

Unifrog's Placements tool helps schools, students, parents and employers with the admin behind work experience.

More than 1000 schools use this tool to organise work experience, and 90,000+ placements have been processed through the tool.

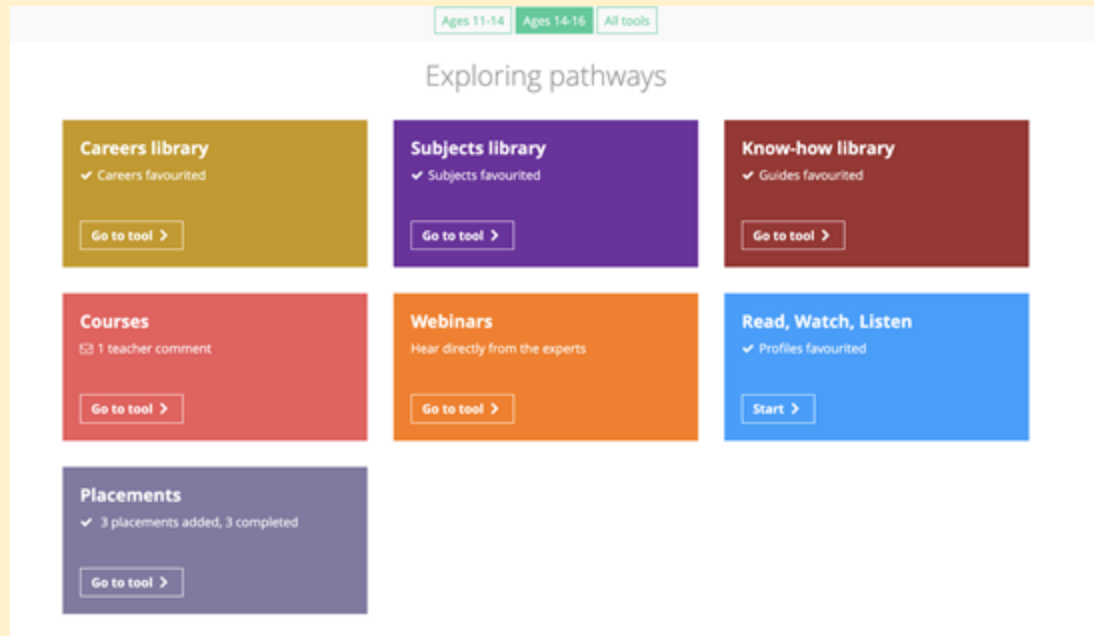
[2 min overview of the Placements tool](#)



Using the Unifrog Placements tool

Students all have their Unifrog logins

After the student has informally agreed a placement, they will need to log into their Unifrog profiles to log the Placement. [Here's](#) what happens next.



Students

Log into Unifrog via a welcome email in school once logins are ready.

Source a placement **FIRST**, then log the information on Unifrog.




Parents/Carers

Support your child to source a placement. Encourage them to log it on Unifrog.

Complete Student Initial Form by

1st March 2024

Look out for an email from Unifrog once the student and the employer have completed their forms.



More information on sourcing a placement

- Unifrog have created a set of guides about placements which you can find [here](#).
- Within this set of guides, [this](#) is the best one to start with (it includes a short animation of how the whole process works).
- Next we recommend looking at [this one](#), because it includes advice on how to find a placement.
- Pro tip: check out the apprenticeships tool on Unifrog to research local employers who may be open to hosting a placement.



QR codes to guides

(These links will be included in a letter home to parents)



Places I can go to **find out more** about careers...

 <p>https://www.icould.com/</p>	<p><u>National Careers Service</u></p> <p>https://nationalcareers.service.gov.uk/</p>	<p><u>First Careers, careers advice school children First Careers</u></p> <p>https://www.firstcareers.co.uk/</p>	<p><u>Start Local LMI Careers & Study Information (startprofile.com)</u></p> <p><u>Local Market Information</u></p>
<p><u>Careers Advice For Young People WorldSkills UK</u></p> <p>https://www.worldskillsuk.org/careers-advice/</p>	<p><u>Careers - BBC Bitesize</u></p> <p>https://www.bbc.co.uk/bitesize/careers</p>	<p>https://successatschool.org/careerpaths</p>	 <p>https://www.unifrog.org/</p>



Work Shadowing week - 12 -16 May 2024

Reminder of key dates

	Deadline date
Student Initial Form on UNIFROG	28 th February 2025
Employer Initial Form on UNIFROG	7th March 2025
Parent/ Guardian Agreement ON UNIFROG	28 th February 2025
School Permission on UNIFROG	21 st March 2025
School during- placement check in	12 - 16 May 2025
Employer reflection form post placement	23 rd May 2025
Student reflection Form Post placement	23 rd May 2025



Meet the team

10A – Mr Field in E007

10B – Dr Muller in E008

10C – Ms Castellani in E005

10D – Mrs Gordon-Keyes in E006

10E – Ms Cogswell in E003

10F – Miss White in E004



Tutors

- **Transitioning into KS4 expectations**
 - **KO expectations**
 - **Attitude to learning**
 - **Form time expectations**
 - **Uniform/jewellery/lashes**
 - **Attendance/lateness**

